

REGION

10

Leveraging Resources for
Stronger Communities



Region 10 League for Economic Assistance and Planning, Inc.
300 N Cascade Avenue Suite 1
Montrose CO 81401

(970) 249-2436

www.region10.net

Region 10 had a terrific Fiscal Year 2012!

- **Service volumes were up, and costs were down**
- **The Business Loan Fund had its best year ever**
- **The 21 Enterprise Zone Contribution Projects posted record donations**
- **Almost \$40 Million in roadway and enhancement projects were completed**
- **A Transit Planning Study for four counties was launched**
- **Economic Development Training was completed and A Comprehensive Economic Development Strategy Process was launched**
- **Region 10's financial performance was "in the black" for the second year in a row**

This report will highlight some of these accomplishments

About Region 10:

Mission:

The Region 10 League for Economic Assistance and Planning provides a variety of programs and services to serve the people of Delta, Gunnison, Hinsdale, Montrose, Ouray and San Miguel Counties that are cost-effective, reduce the burdens of local governments, leverage available resources, and support our charitable non-profit status.

Region 10 was founded as a non-profit organization in 1986 in order to deliver services that would have been inefficient for its twenty-one local government members to provide independently. Since then, our portfolio has grown to include:

- The Area Agency on Aging
- The Business Loan Fund
- Enterprise Zone Tax Credit Programs
- The Gunnison Valley Transportation Planning Region
- The Three Rivers Regional Transit Coordinating Council
- The Comprehensive Economic Development Strategy Committee
- The Enterprise Center Business Incubator

There is no limit or restriction on the kinds of additional services Region 10 may provide in the future.

Region 10 Staff



**Vince
Fandel**
Business
Loan Fund
Director



**Barbara
Powell**
Accountant



**Michelle
Haynes**
Area Agency
on Aging
Director



**Vince
Rogalski**
Gunnison Valley
Transportation
Region
Committee Chair



**Claudette
Nicolas**
Area Agency
on Aging
Administrative
Assistant



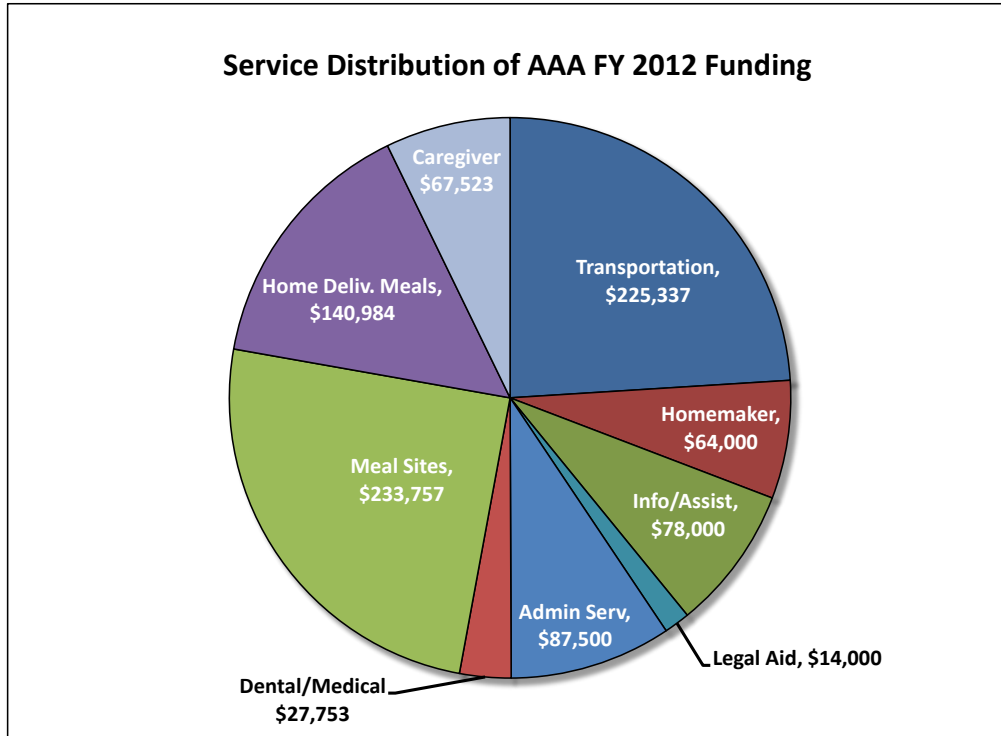
**Paul
Gray**
Executive
Director

**Rhona
Keckler**
Enterprise Zone
Coordinator

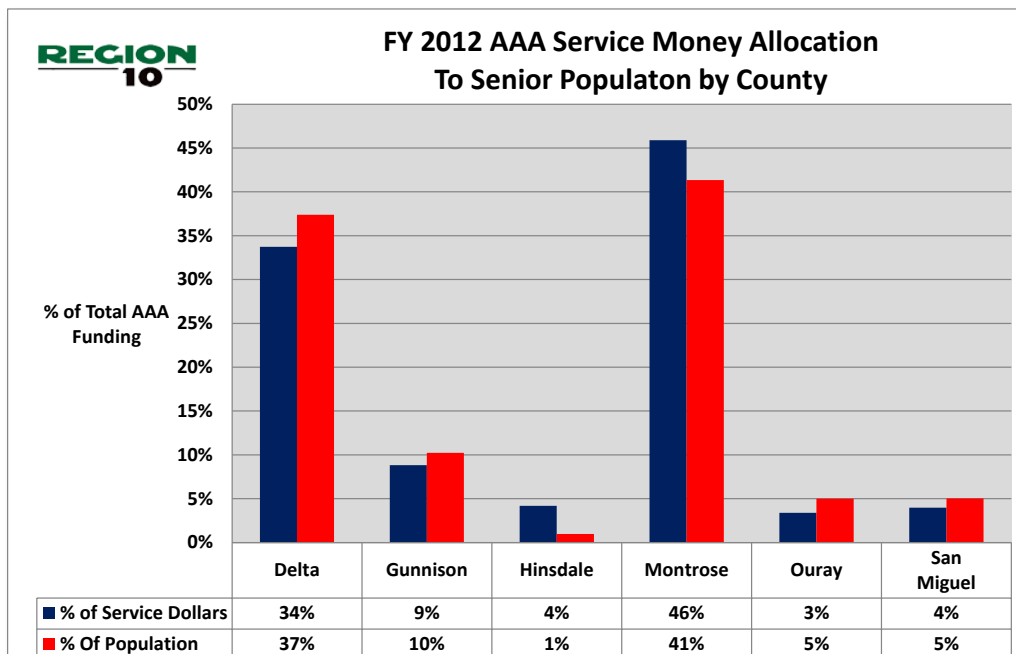
Accomplishments

Area Agency on Aging

We directly provided or funded **\$989,606** in senior services representing **180,842 units of service**. We supported eleven regional senior services contractors, including Volunteers of America Senior Community Meals and All Points Transit.



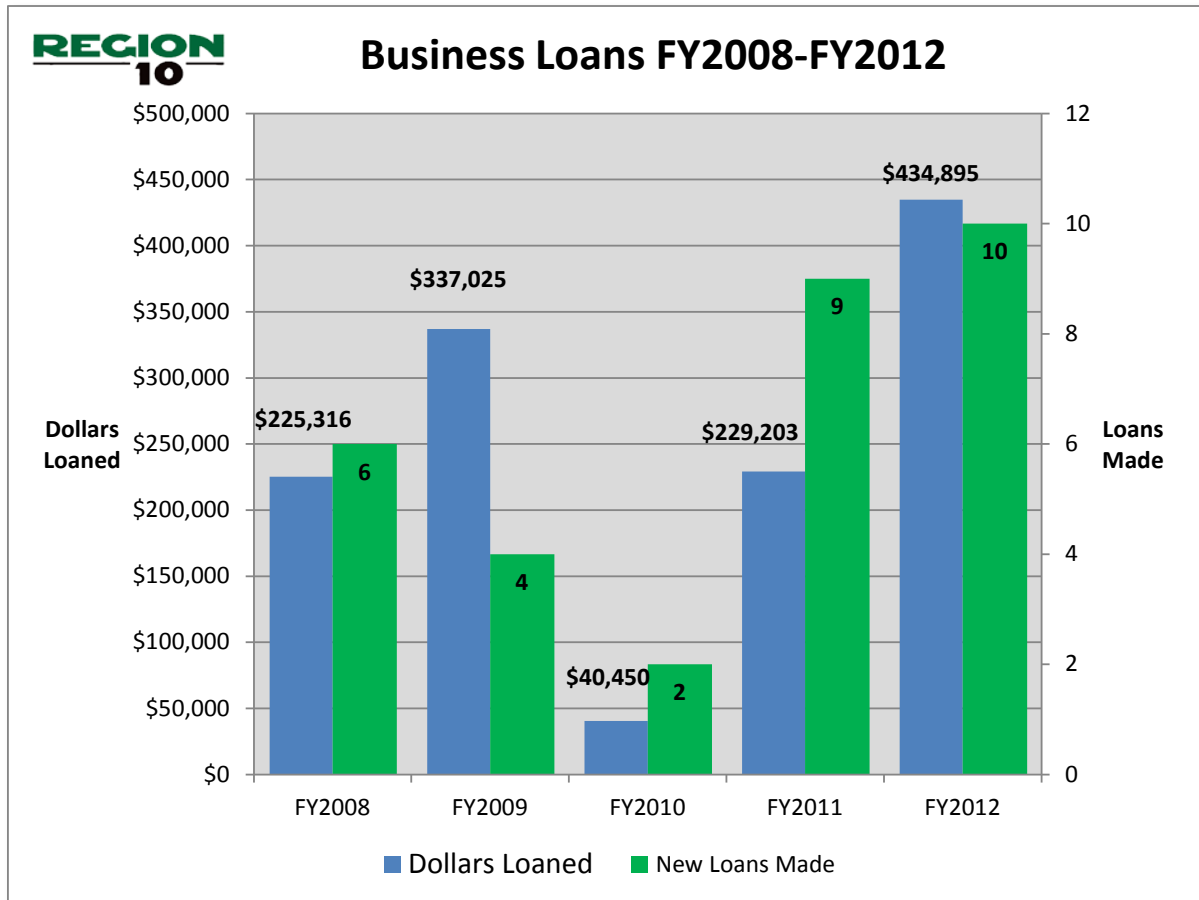
AAA service dollars were distributed to counties roughly in proportion to their senior population.



Business Loan Fund

We closed 10 loans to small businesses totaling over \$435,000, the most in many years. We used federal Community Development Block Grant funds, Small Business Administration funds, and our own revolved funds to make these loans. In making many of these loans, we leveraged additional bank funding (not counted above) that otherwise wouldn't have been made available to these businesses.

The Business Loan Fund operates with no local funding whatsoever.



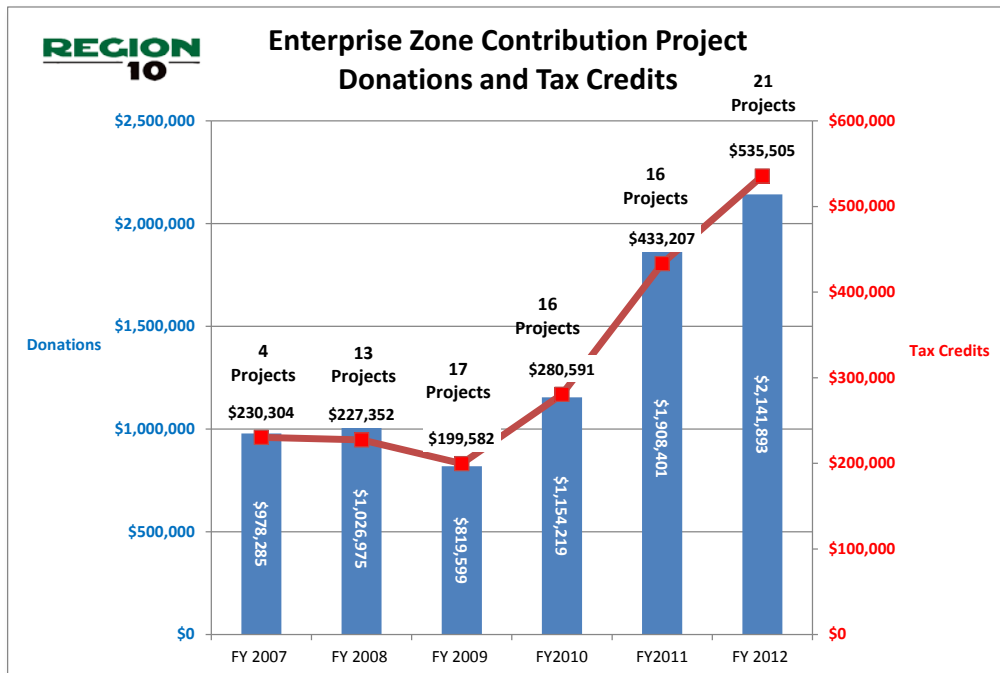
Following a very slow year for the loan fund during the depths of the recession in FY2010, the loan fund has rebounded dramatically as more businesses are ready to borrow and discover the Region 10 Business Loan Fund.

Enterprise Zone Tax Credits

The **EZ Business Tax Credit Program** prompted \$108 Million in capital investment, and we approved over \$2,735,000 in business tax credits, helping to create 264 new jobs.

County	Capital Investment	New Jobs	Total Business Tax Credits
DELTA	\$42,648,571	95	\$959,777
GUNNISON	\$21,569,821	21	\$623,068
HINSDALE	\$595,946	1	\$18,004
MONTROSE	\$41,143,708	110	\$982,550
OURAY	\$747,999	35	\$108,944
SAN MIGUEL	\$1,576,445	2	\$42,788
R10 TOTALS	\$108,282,490	264	\$2,735,130

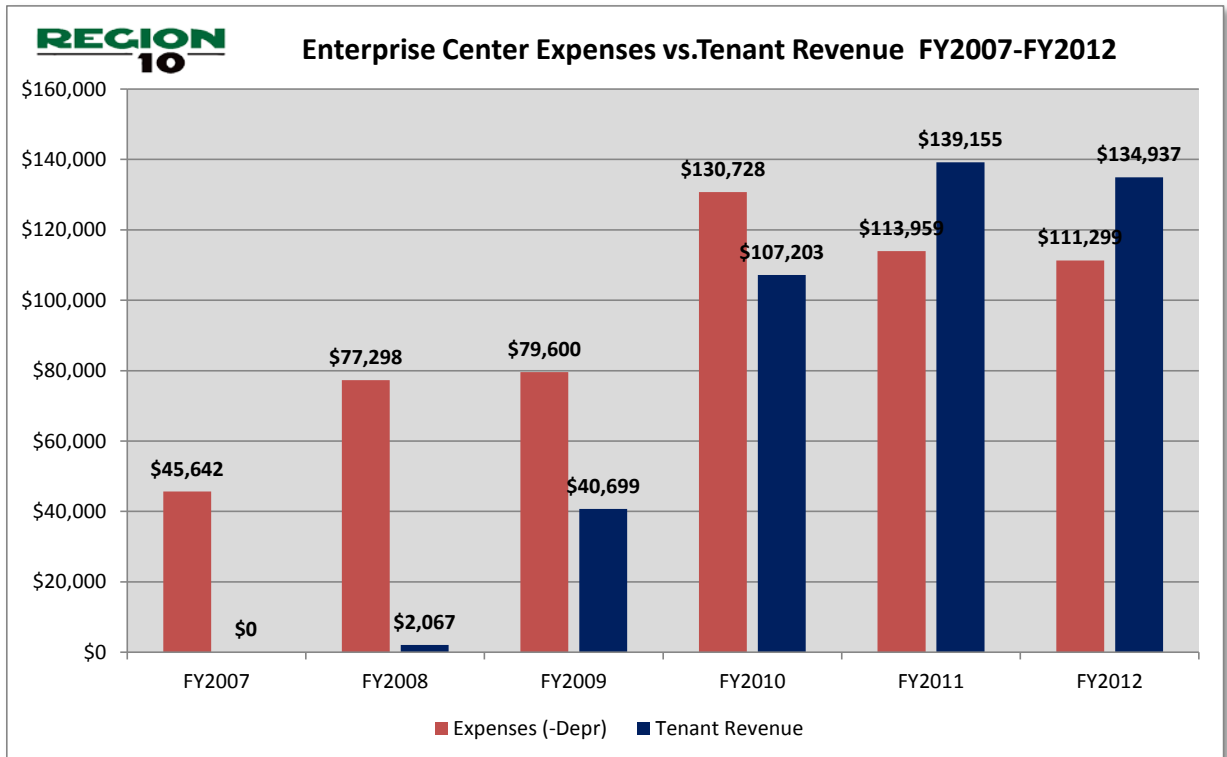
The **EZ Contribution Project Program** encouraged \$2,140,000 in donations to projects conducted by 21 non-profit organizations, resulting in \$536,000 in tax credits to the donors, a record amount!



Enterprise Center Business Incubator

The 16,000 square foot **Enterprise Center** in Montrose houses 18 emerging businesses and non-profit organizations at “break-even” lease rates. The facility averages 97% occupancy.

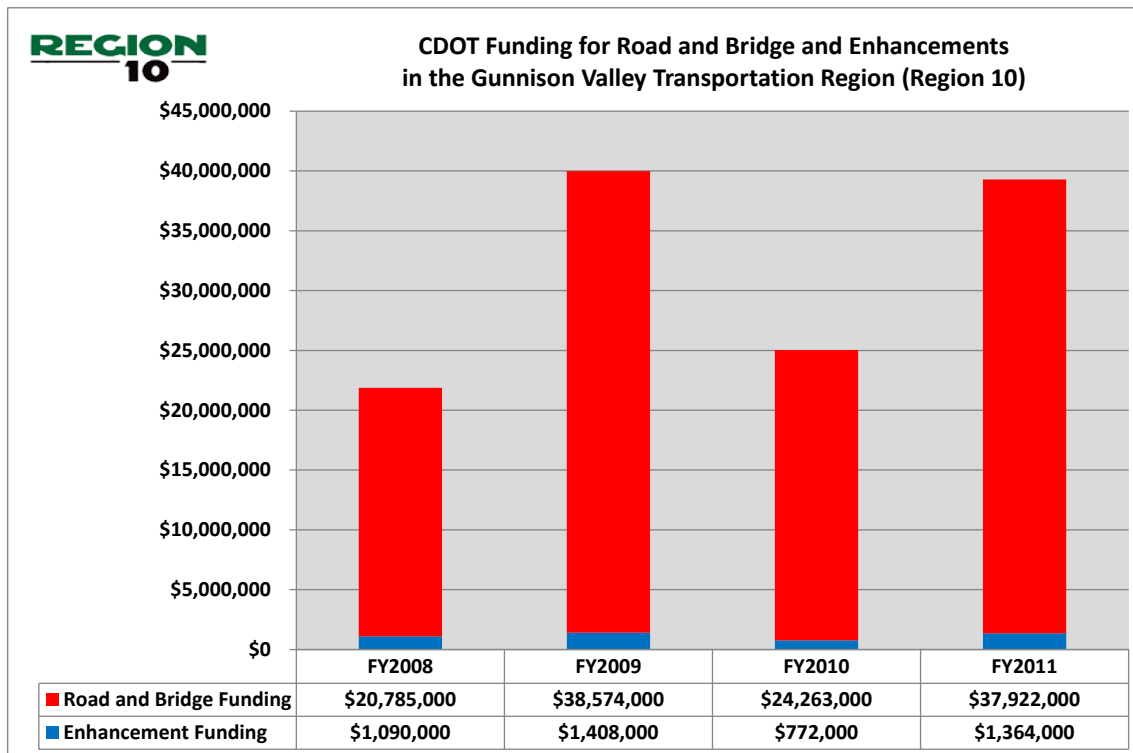
The building was completely renovated in 2007-2009 and operates without any public funding. Any excess of revenues over expenses is placed in a restricted fund for future capital replacement.



Because the Enterprise Center operates at a break-even basis, tenants save an estimated \$48,000 in rent annually, which assists both emerging businesses and non-profits on tight budgets to remain fiscally solvent.

Transportation and Transit Planning

The **Gunnison Valley Transportation Planning Region Committee** prioritized almost \$40 Million in roadway and enhancement projects last year. Our GVTPR Committee Chair also chairs the State's STAC Committee.

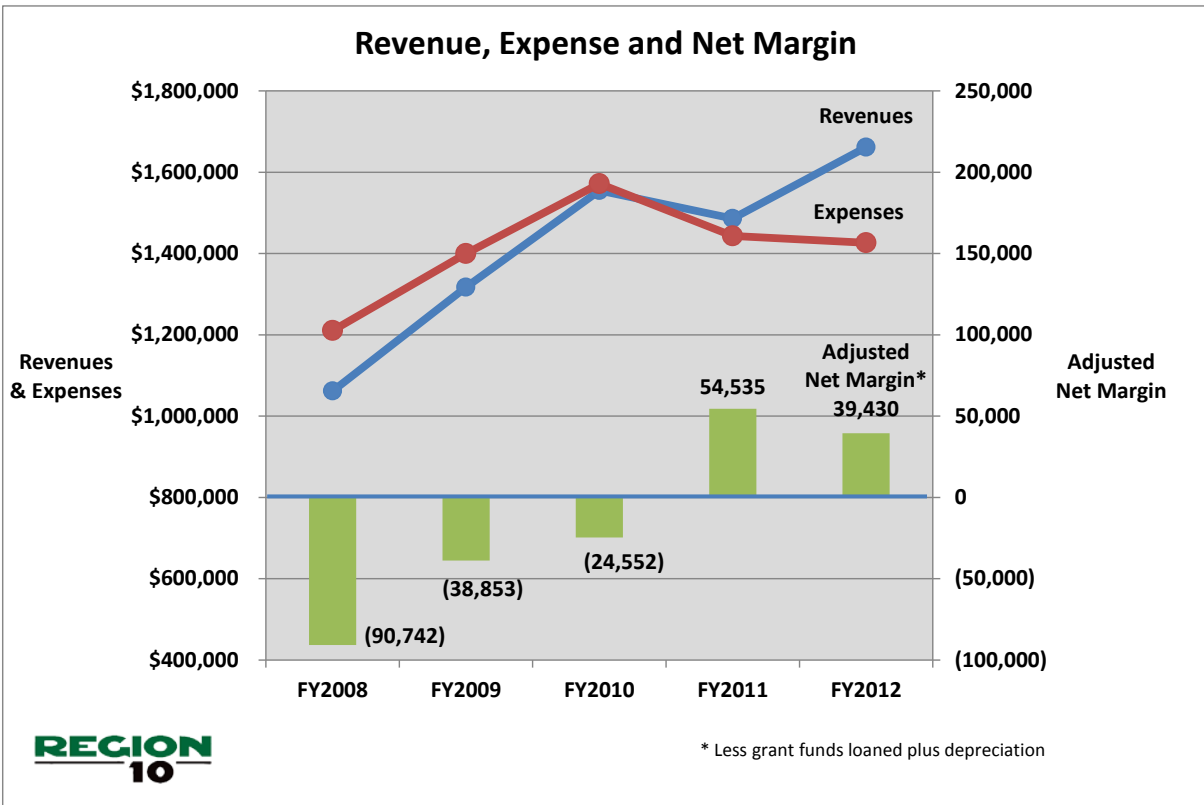
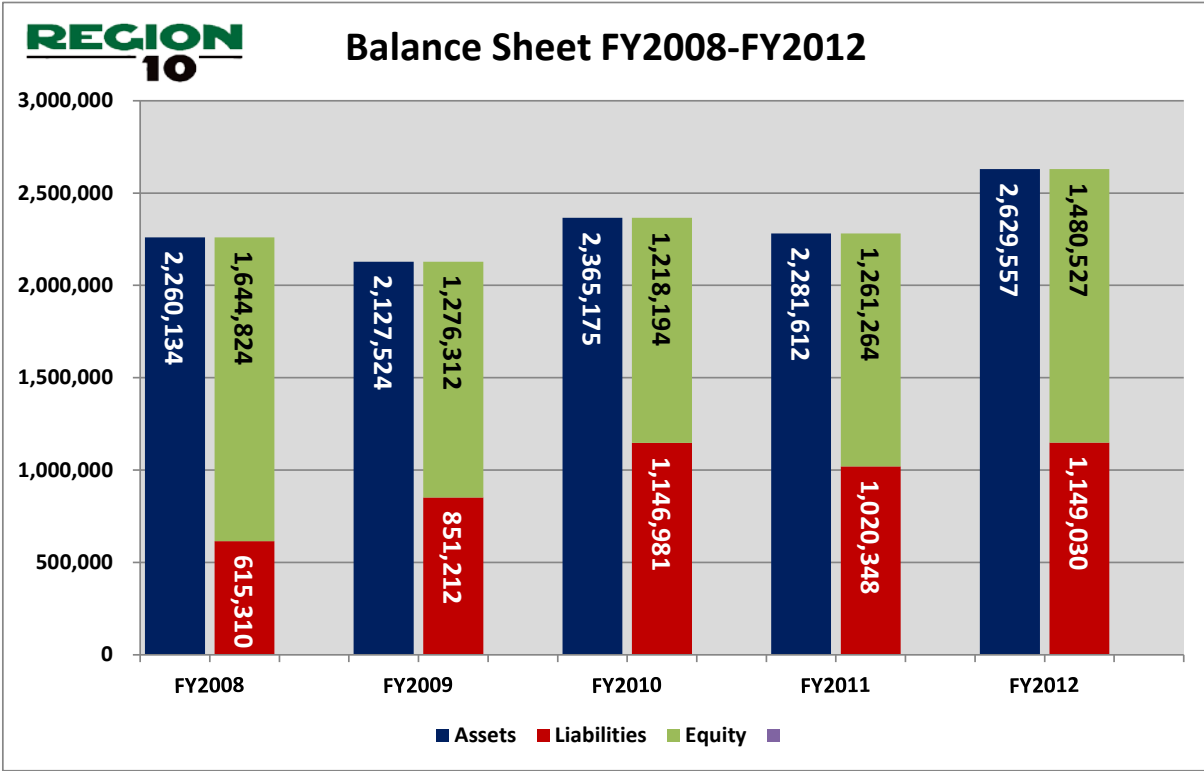


Our **Three Rivers Regional Transit Coordinating Council** coordinates, prioritizes, and helps fund transit projects in our region. Working with Transit Advisory Councils in Delta, Montrose, Ouray and San Miguel Counties, we have launched a study to determine financially feasible transit routes between communities.

Economic Development

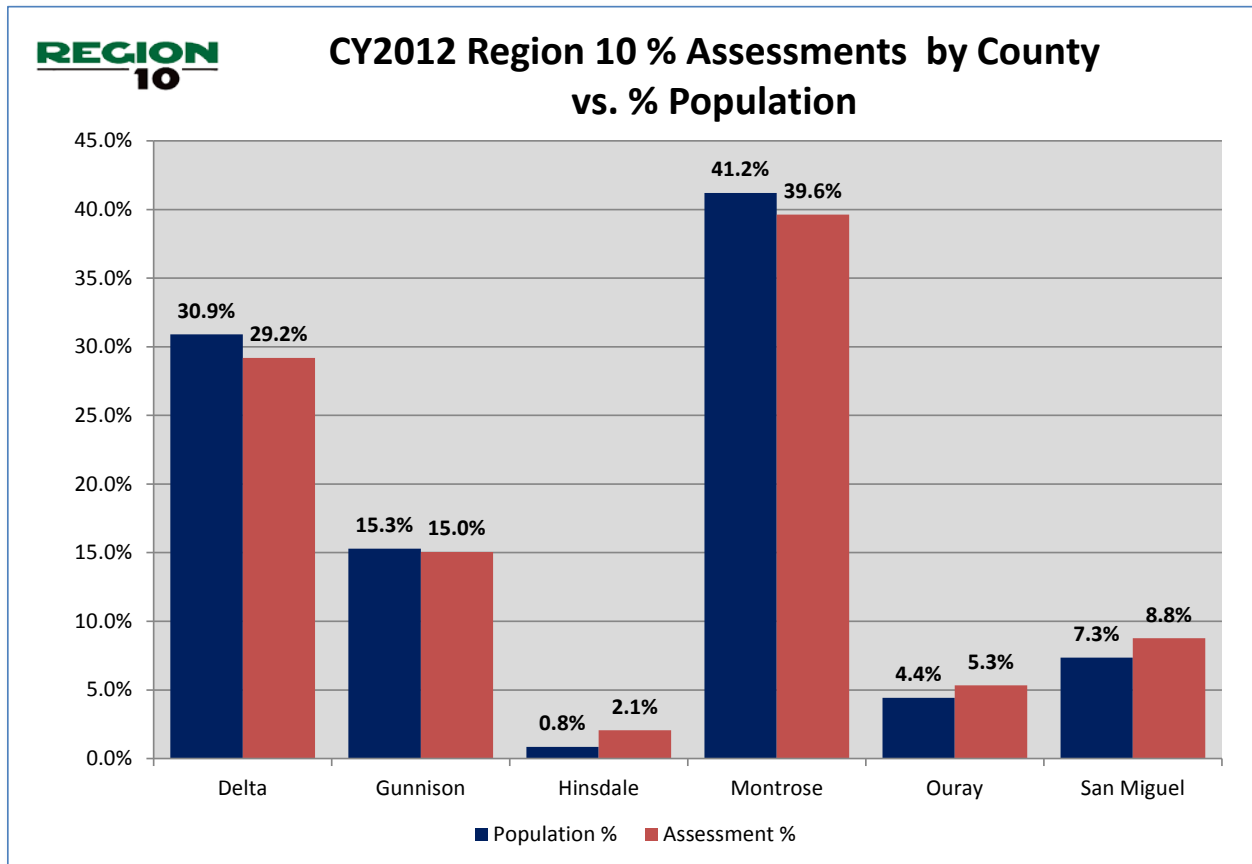
Region 10, through a collaborative project with the USDA and CSU, conducted **Stronger Economies Together (SET) training** for over 80 participants last year. Now, under a federal Economic Development Administration grant, we are in the midst of developing a **Comprehensive Economic Development Strategy (CEDS)** for the region to guide local economic development teams in their efforts.

Financial Highlights



Assessments to Member Local Governments

Region 10's combined Membership Assessments in each county are roughly proportional to the population of those counties. (The actual assessment calculation is complex.)



Total Member Assessments have not changed in six years, though the assessment allocations changed in CY2012 due to changes in relative population.

Total Member Assessments for CY2012 and CY2013 are \$144,372

Member Assessments for CY2013 will be identical to those in CY2012. A preliminary notice of the Assessments due in CY2013 will be sent to each Member in early September, 2012.

Return on Members' Investments

Region 10 Member Local Governments received an impressive return on Assessments in FY2012:

Region 10 Services FY2012	Leveraged Benefits in Dollars
Area Agency on Aging Support to Providers	\$989,606
New Business Loans	\$434,895
Enterprise Center Tenant Rent Savings (Estimated)	\$48,000
Enterprise Zone Business Tax Credits	\$2,735,130
Enterprise Zone Contribution Project Tax Credits	\$535,505
Total Benefits	\$4,695,439
Total Assessments	\$144,372
Return on Members' Investment	32.5 to 1!

These returns don't count the **\$39,286,000** in roadway and enhancement improvements that were completed last year. This is in large part due to the efforts of Region 10's GVTPR Committee and Chairperson to bring CDOT's limited dollars to the region.

Based on the dollar value of services provided to citizens, an investment in Region 10 is one of the best decisions local governments can make!